

A close-up photograph of a human eye with a striking blue iris. The iris is highly detailed, showing the intricate patterns of the stroma and the dark pupil. The eye is looking slightly to the right. The background is a soft, out-of-focus light blue and white, suggesting a bright, open environment. The overall mood is one of clarity and focus.

# KPMG Valuation Data Source

Relevant cost of capital parameters at a glance

A KPMG Deal Advisory Valuation product

# KPMG Valuation Data Source

## Relevant cost of capital parameters at a glance

The KPMG Valuation Data Source provides all important cost of capital parameters at the push of a button. In just a few steps, the exact cost of capital is derived on the basis of an individual peer group.

### The features at a glance

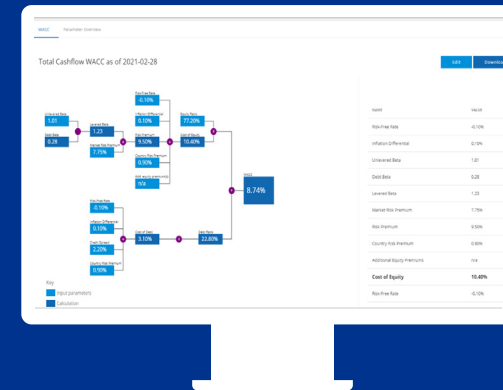


Precise cost of capital (WACC or cost of equity) at the push of a button

Analytics of individual capital market parameters in 150 countries

Immediate access to industry betas for approx. 70 sectors

Access to a monthly updated database of >13,500 companies worldwide



Request a demo now!

- ✓ Reliable data from a single source
- ✓ Updated monthly
- ✓ Available at any time
- ✓ Unlimited number of queries
- ✓ Export as MS Excel and as PDF

# The Valuation Data Source is a suite that combines 3 apps. These enable specific, time-saving analyses


## KPMG Valuation Data Source

### I. Cost of Capital (WACC) App

The central app to derive **cost of capital** based on an **individual peer group**.

### II. Capital Market Data App

The app for **country-specific capital market parameters** for advanced analysis.



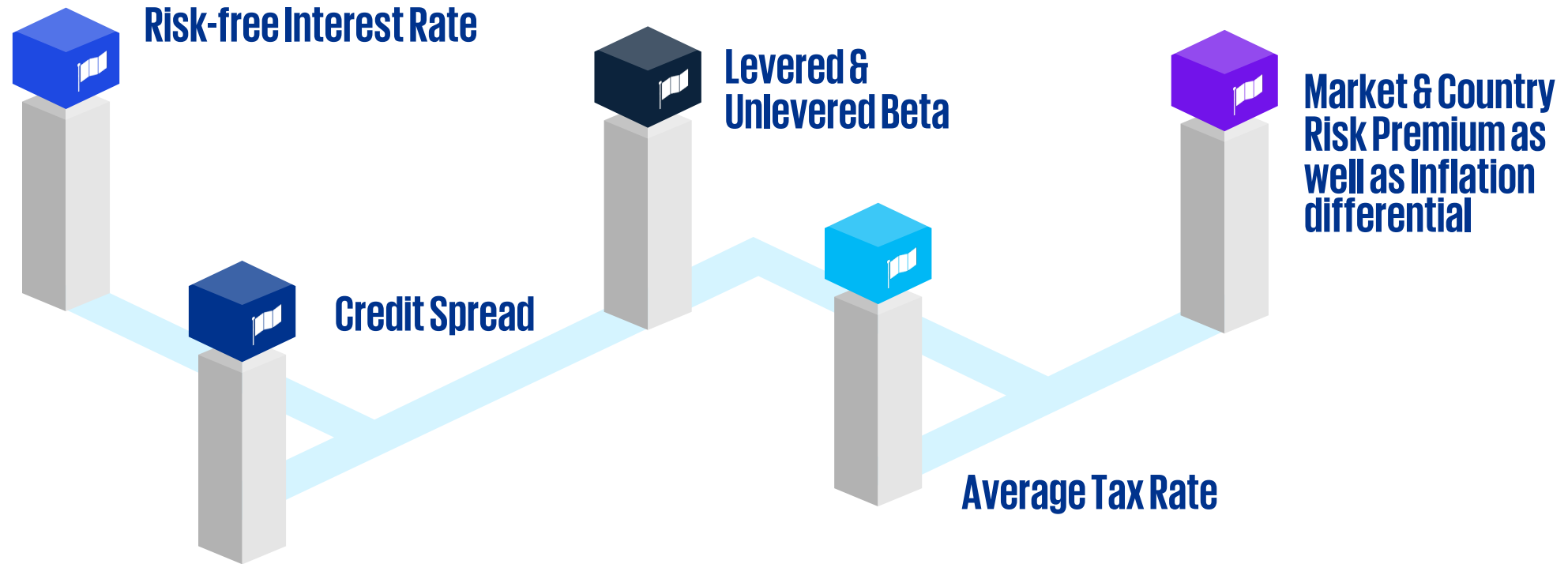
### III. Peer Group Data App

The app for deeper analysis of the **company beta, industry betas**, as well as further comparisons with competitors based on **benchmarks**.

The Valuation Data Source is a suite of apps enabling both rapid and in-depth analyses. All data comes from a single source and KPMG experts ensure its reliability.

# I. Cost of Capital App (WACC)

Available cost of capital parameters in the Cost of Capital (WACC) App



With the help of the KPMG Cost of Capital App, companies can adapt all cost of capital parameters to their own situation in order to derive a precisely tailored cost of capital.

# In only 4 steps derive customized cost of capital

**01**

## Reference Date

Choose your preferred reference date.

**02**

## Country & Currency

Set the country and the corresponding currency.

**03**

## Peergroup

Select individual peer group. Here, comprehensive search and filter options by region and industry are available to help.

**04**

## Download

Done! With the push of a button, the results can be exported as PDF or to MS Excel for further processing.

The Cost of Capital App provides reliable cost of capital with minimal effort. Once a query has been created, all that needs to be done in the future is to change the cut-off date to update the data.

# Sneak peek into the tool

The screenshot shows a web-based calculator interface with a progress bar at the top indicating five steps: Back Information, Peer Group Search & Selection, Peer Group Review, Calculation Settings, and Parameter Settings. The 'Parameter Settings' section is active, showing input fields for Peer Group Data (Unlevered beta: 0.84, 5-year period, 5-year period, 5-year period, 5-year period), Capital Market Data (Risk-free rate: 0.10%, Country risk premium: 2 years, 0.00), and Market Risk Premium (Calculated value: 7.50, Own Value). There are 'Previous', 'Save', and 'Submit' buttons at the bottom.

## Full flexibility



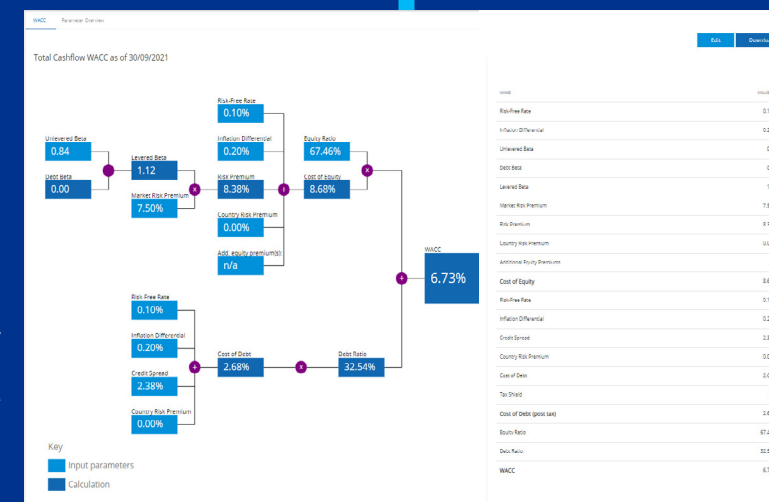
Customers can decide flexibly per parameter whether they want to use calculated data or incorporate their own values into the analysis.

## Efficient Input

The app guides users in a few steps to derive the exact cost of capital. In addition to the individual peer group, the calculation and parameters as well as their settings can be adapted to each and every situation.

## Transparent Result

The dashboard not only shows the final result but also all components of the WACC or cost of equity tree.



# Download

## PDF-Export

All data can be exported to a PDF report at the touch of a button and sent to the auditor together with the documentation.

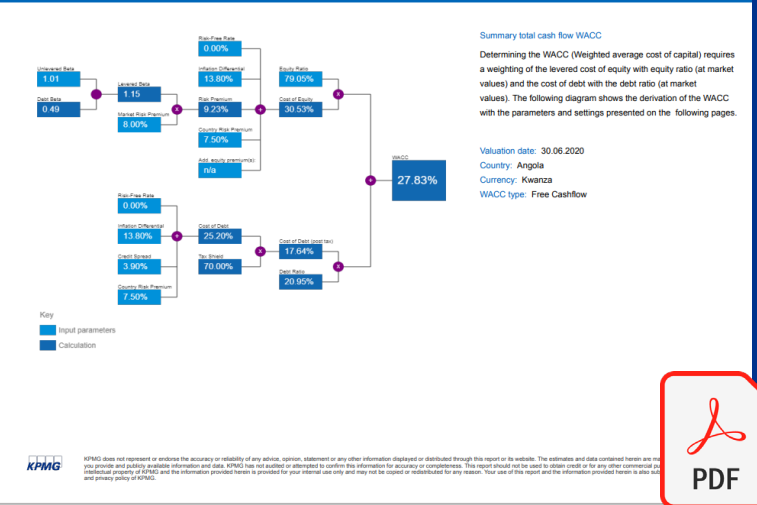
Cost of Capital Parameters						
1	<b>Cost of Capital Parameters</b>					
2	Creation date	21.06.2022				
3	Valuation date	30.06.2020				
4						
5	<b>Capital Market Data</b>					
6	Data	Risk-free Rate	Inflation Differential	Market Risk Premium	Country Risk Premium	Tax Rate
7	Calculated value	0.00%	13.80%	8.00%	7.50%	30.00%
8	User determined value	n/a	n/a	n/a	n/a	n/a
9						
10						
11	<b>Peer Group Data</b>					
12	Company	Unlevered Beta	Rating	Credit Spread	Equity Ratio	
13	Aurubis AG	1.02	BB+	2.81%	85.71%	
14	CropEnergies AG	0.98	BB-	4.49%	90.72%	
15	Genfeng Lithium Co., Ltd.	1.36	BB-	4.49%	96.97%	
16	Grupa LOTOS S.A.	0.94	BB	3.55%	98.57%	
17	Instytut Polityki Gospodarczej PAN	1.27	B	7.16%	98.01%	
18	KGHM Polska Miedz S.A.	1.15	BB+	2.81%	86.60%	
19	Polskie Górnictwo Naftowe i Gazownictwo	0.83	A-	1.28%	101.09%	
20	Sabotiger AG	0.84	BB	4.49%	33.25%	
21	Shandong Gold Mining Co., Ltd.	0.70	BB+	2.81%	88.09%	
22	thyssenkrupp AG	1.04	BB	4.49%	41.39%	
23	VERBIO Vereinigte BioEnergie AG	0.96	BB-	4.49%	110.53%	
24	<b>Average calculated value</b>	<b>1.01</b>	<b>n/a</b>	<b>3.96%</b>	<b>79.06%</b>	
25	<b>User determined value</b>	<b>n/a</b>	<b>n/a</b>	<b>n/a</b>	<b>n/a</b>	
26						
27						



## MS Excel export for further processing

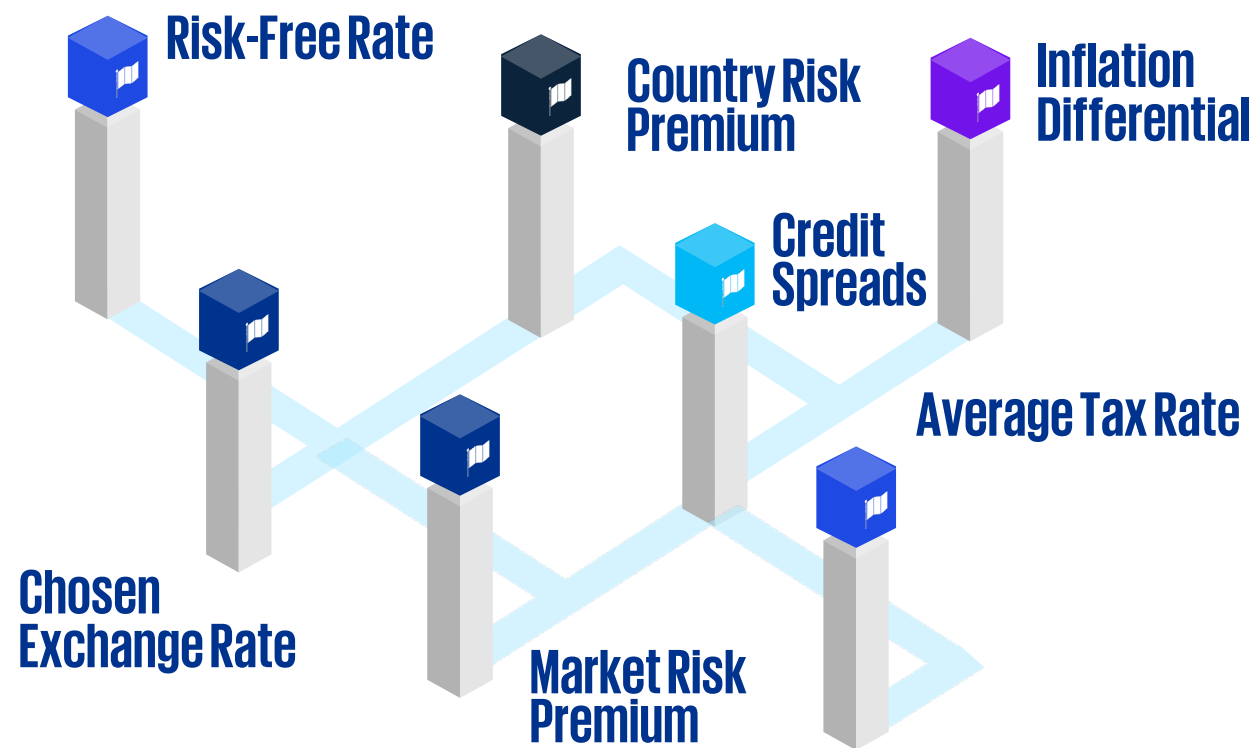
For additional independent analyses, it is also possible to download all data in MS Excel format.

### 02 Cost of capital summary



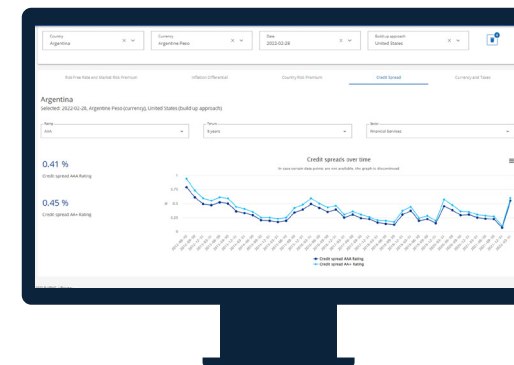
# II. Capital Market Data App

## Available cost of capital parameters



## Areas of application & possibilities

- Deeper analysis of individual countries
- These options are available for credit spreads:
  - Selection of sector (Corporate vs. Financial Services)
  - Selection of ratings (AAA to CCC)
  - Selection of tenure (1 to 30 years)

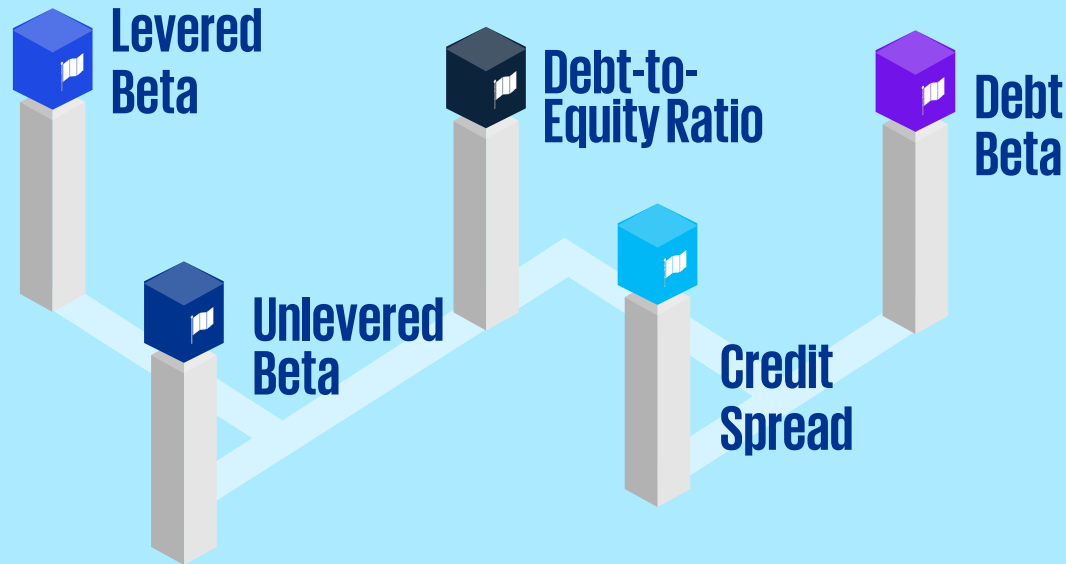


The download function of the Capital Market Data App allows the download of all cost of capital parameters of all or selected countries. Query settings can be saved for maximum efficiency.



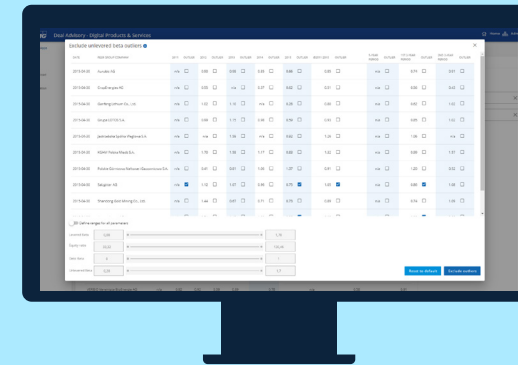
# III. Peer Group Data

## Available cost of capital parameters\*



## Areas of application & Possibilities

- Deeper analyses of individual competitors
- Exclusion of outliers to eliminate distortions
- Access to industry betas for approx. 70 sectors
- Simple benchmarking analyses (competitive comparison in terms of revenue, profitability, implicit cost of debt, capital structure, rating, etc.)



Extensive search and filter options facilitate the compilation of the individual peer group. Outliers can be excluded individually or by defining ranks in a particularly efficient way.

\*Based on unadjusted raw data

# Available product versions

## Self Service

- Structured onboarding process with an expert
- Independent access to the tool
- Introduction to the content of the tool
- Independent input of data
- Independent analysis and creation of individual reports

## Managed Service

In addition to tool access:

- Expert support for setup (esp. selection of peer group companies)
- Personal presentation & discussion of the data at a desired point in time during the year
- Standardized summary of work results (Executive Summary)

→ Only for **non-audit clients**

## Tailored Service

In addition to Managed Service:

- Tailored parameter derivations or background research & special analyses (e.g. on beta factor changes, outliers or high-risk countries)
- Provision of additional data (e.g. daily liabilities, balance sheet ratios)
- Appraisal of statistical data
- Individual documentation

→ Only for **non-audit clients**

\*The ideal display of the tool is via Edge or Chrome browser.

# Your contacts



**Dr. Andreas Tschöpel**

Partner, Deal Advisory

Valuation

KPMG AG, Berlin

+49 30 2068-1488

atschoepel@kpmg.com



**Ken Arminger**

Director, Deal Advisory

Digital Products & Services

KPMG AG, Hamburg

+49 40 32015-5898

karminger@kpmg.com



**Dr. Martin Schmidt**

Manager, Deal Advisory

Valuation

KPMG AG, Berlin

+49 30 2068-2134

mhschmidt@kpmg.com



**Simon Sönksen-Arsenidis**

Senior Manager, Deal Advisory

Digital Products & Services

KPMG AG, Hamburg

+49 40 32015-4294

ssoenksenarsenidis@kpmg.com



[kpmg.de/socialmedia](https://kpmg.de/socialmedia)

[kpmg.de](https://kpmg.de)

The information contained herein is of a general nature and is not intended to address the circumstances of any particular individual or entity. Although we endeavor to provide accurate and timely information, there can be no guarantee that such information is accurate as of the date it is received or that it will continue to be accurate in the future. No one should act on such information without appropriate professional advice after a thorough examination of the particular situation.

© 2022 KPMG AG Wirtschaftsprüfungsgesellschaft, a corporation under German law and a member firm of the KPMG global organization of independent member firms affiliated with KPMG International Limited, a private English company limited by guarantee. All rights reserved. The KPMG name and logo are trademarks used under license by the independent member firms of the KPMG global organization.

**Document Classification: KPMG Public**