



KPMG Multiples

Pricing with foresight

A KPMG Deal Advisory Valuation Product



KPMG Multiples

Pricing with foresight

KPMG Multiples offers companies access to the most important Trading & Transaction Multiples with just a few clicks. The solution thus supports the determination of the right price in the transaction process for buyers and sellers.

Key features at a glance

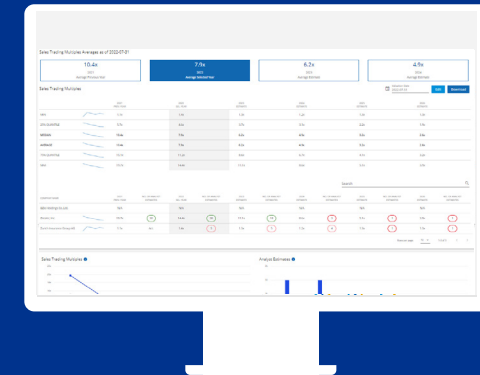


Individual and industry-specific Trading and Transaction Multiples at the desired reporting date at the push of a button

Data and value derivation based on consistent KPMG valuation standards

Access to a monthly updated database with > 17,500 companies and > 55,000 transactions worldwide

Calculation of company value incl. AI-assisted support to enhance result quality



Request a demo now!

- ✓ Unlimited amount of assessments
- ✓ Trading and Transaction Multiples
- ✓ Available anytime & updated monthly
- ✓ MS Excel export for further processing

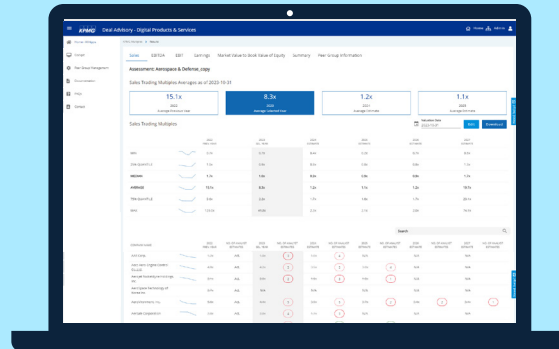
KPMG Multiples combines the quick derivation of multiples and the performance of valuations in 2 apps.

KPMG Multiples

01

Multiples

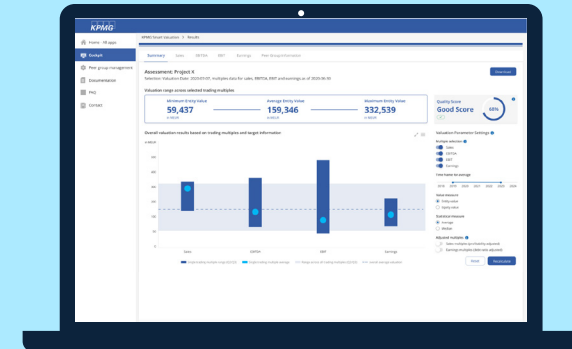
The central solution to derive **multiples** based on an **individual** and/or **industry peer group**.



02

Multiple Valuation

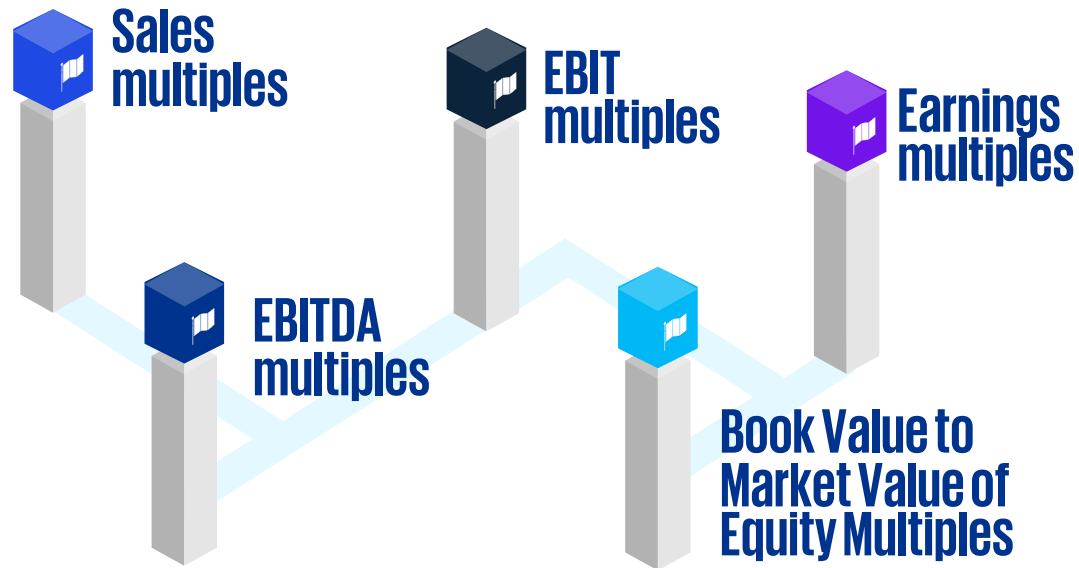
The solution for **company valuation** based on the **multiple method** and evaluation of the result using **quality criteria**.



KPMG Multiples is a solution whose apps enable both quick and in-depth analyses. All data comes from a single source. KPMG experts ensure the corresponding reliability of the data.

Available multiples and important functionalities

Time series analyses and analyst estimates for:



Configuration of the valuation result

- Selection and deselection of individual multiples
- Adjustment of time frame for average
- Choice of value concept:
 - Entity Value
 - Equity value
- Choice of statistical measure:
 - Average
 - Median
- Selection of adjusted multiples (profitability or debt ratio adjustment)

In addition to calculating the valuation result, KPMG Multiples offers the opportunity to critically evaluate the valuation result using the Quality Assistant and to make targeted improvements.

KPMG Multiples provides access to company-specific and industry-specific trading and transaction multiples

Workflow & Outcomes

01

Basic information

Selection of the valuation date.
Choosing between trading multiples, transaction multiples, or both.

02

Peer group

Selection of a custom peer group from over 17,500 companies or a predefined industry peer group.

03

Transactions

Selection of a custom transaction group from over 55,000 transactions worldwide.

Outcomes

- ✓ Sales Multiples
- ✓ EBITDA Multiples
- ✓ EBIT Multiples
- ✓ Earnings Multiples
- ✓ Market Value to Book Value of Equity Multiples



All outcomes available as Excel download

Use Cases

M&A pricing

Impairment testing

Benchmarking

KPMG Multiples Valuation allows for efficient multiple-based company valuation in five simple steps

Workflow & Outcomes

01

Reference Date

Selection of the valuation date.

02

Financial planning

Input of the key financial figures of the company to be valued.

03

Net debt

Determination of net debt by entering assets and liabilities.

04

Peer group

Selection of your own individual peer group from >17,500 companies or a predefined industry peer group.

05

Multiple analysis

Analysis of the derived multiples and possibility of adjustment by excluding outliers.

Outcomes

- ✓ Valuation range
- ✓ Outcome configuration
- ✓ AI-assisted evaluation of results



All outcomes available as Excel download

Use Cases

Company valuation

Purchase price determination

Investor Reporting

Sneak peek into the tool



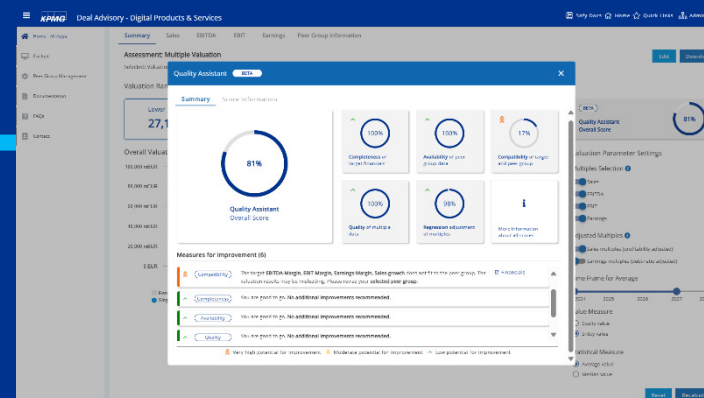
Clear dashboard

One tab per available multiple including a summary for a quick overview of the overall valuation result.



Customized

Configuration of multiple selection, time horizon and many other settings for individualized analyses.

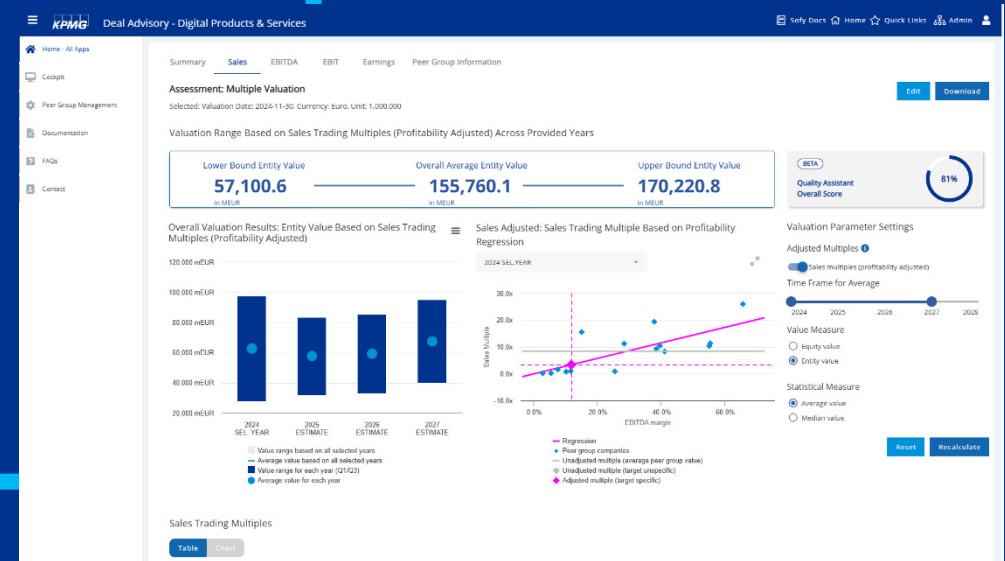


Quality Assistant

AI-supported assistant to increase the quality of results including suggestions for improvement to optimize the valuation result.

Adjustment of sales and earnings multiples

Option to use regression-adjusted multiples based on the EBITDA margin or debt ratio of the target company.



Overall Valuation Results Based on Trading Multiples

	Entity Value	Sales (profitability adjusted)	EBITDA	EBIT	Earnings
Lower Bound	27,130.1	35,085.2	27,643.1	25,489.5	20,327.7
Average	51,780.3	63,810.8	59,548.6	44,986.2	38,771.5
Upper Bound	66,420.9	92,536.3	75,245.4	51,302.0	46,654.6

Target Information

	2024	2025	2026	2027	2028
Sales	10,432.0	21,234.0	20,061.0	25,002.0	29,424.0
EBITDA	2,168.0	3,108.0	3,668.0	4,302.0	4,801.0
EBIT	924.0	1,967.0	2,534.0	3,023.0	3,537.0
Earnings	481.0	1,492.0	2,488.0	2,197.0	2,689.0
Net debt	-1,896.0	-	-	-	-

Net assets of 2024

Cash and cash equivalents	3004
Other interest-bearing	17059
Liabilities	
Interest-bearing liability	14362
Interest-bearing accrual	4795
Net debt	-1896

Derivation of Equity Values

Equity values derived by Sales Trading Multiples (Profitability Adjusted)

Lower Bound Entity Value	Overall Average Entity Value	Upper Bound Entity Value
35,085.2	63,810.8	92,536.3

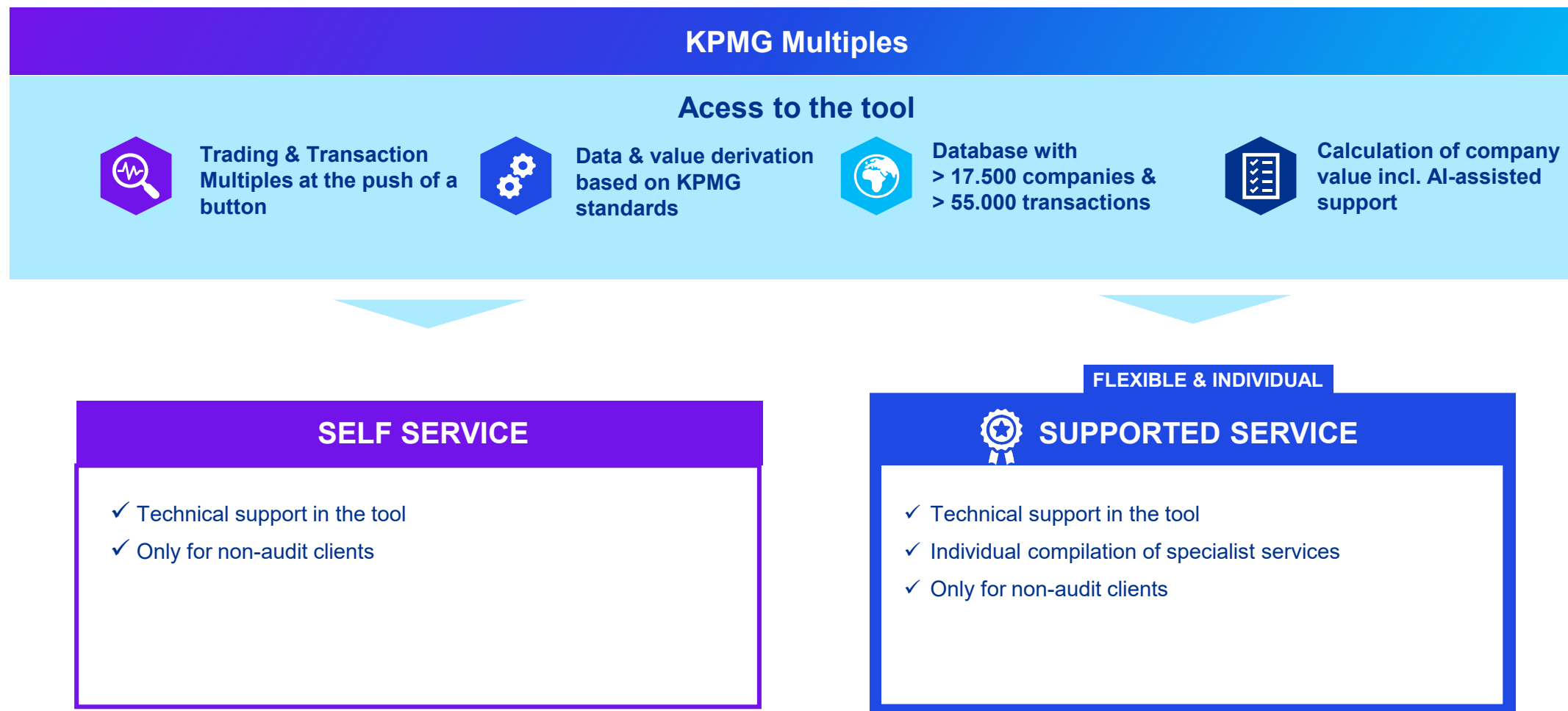
Equity values derived by EBITDA Trading Multiples

Lower Bound Entity Value	Overall Average Entity Value	Upper Bound Entity Value
27,643.1	59,548.6	75,245.4

MS Excel export for further processing

All data can be exported to MS Excel at the touch of a button and used for further analysis.

Available product versions



Security & Certifications



External certification

SOC3 / SOC2 / ISO27001
certification External independent
audit (BDO) Continuous internal
reviews



Architecture

Strong encryption
Isolated environments

Auto-scaling infrastructure to
ensure consistent performance
even with erratic usage patterns

Choose your data geography to
minimize latency and optimize
performance



Organization

Ring-fenced ops organization
Documented procedures
Background verification

Approvals enforced in workflow
systems



Controls

Robust control framework
in line with SOC2 and
ISO27001 standards

Controls tested multiple
times per year

Automated monitoring and
logging

Microsoft Azure Data Centres

Your contact persons



Dr. Andreas Tschöpel

Partner, Deal Advisory

Valuation

KPMG AG, Berlin

+49 30 2068-1488

atschoepel@kpmg.com



Ken Arminger

Director, Deal Advisory

Digital Products & Services

KPMG AG, Hamburg

+49 40 32015-5898

karminger@kpmg.com



kpmg.de/socialmedia

kpmg.de

The information contained herein is of a general nature and is not intended to address the circumstances of any particular individual or entity. Although we endeavor to provide accurate and timely information, there can be no guarantee that such information is accurate as of the date it is received or that it will continue to be accurate in the future. No one should act on such information without appropriate professional advice after a thorough examination of the particular situation.

© 2025 KPMG AG Wirtschaftsprüfungsgesellschaft, a corporation under German law and a member firm of the KPMG global organization of independent member firms affiliated with KPMG International Limited, a private English company limited by guarantee. All rights reserved. The KPMG name and logo are trademarks used under license by the independent member firms of the KPMG global organization.

Document Classification: KPMG Public